# Kinexus Viscometry Measurement Guide to Unknown Samples

*INITIAL SCREENING TO DETERMINE SAMPLE BEHAVIOR USING rSPACE TOOLKIT TESTS*

Shear Rate Table
Toolkit V001

Immediately repeat Toolkit V001
on the same sample loading using the same parameters
SKIP the temperature equilibrium action

Compare Both Flow Curve Results

Initial part of the curve is lower but then overlays with 1st measurement

2nd result is lower than 1st measurement

2nd result overlays perfectly with 1st

2nd result is higher than 1st measurement

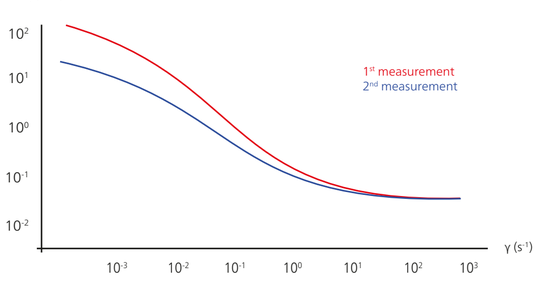


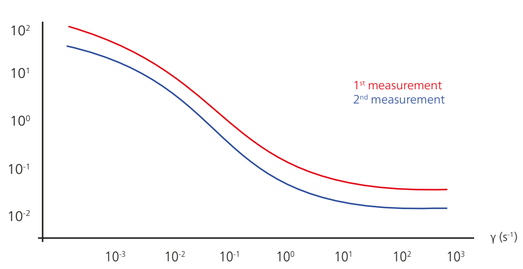


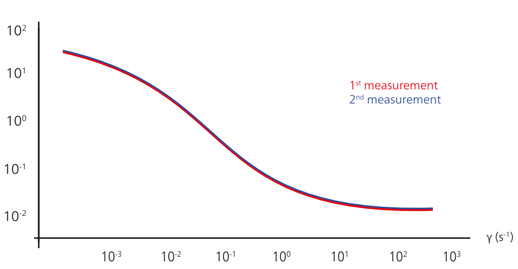


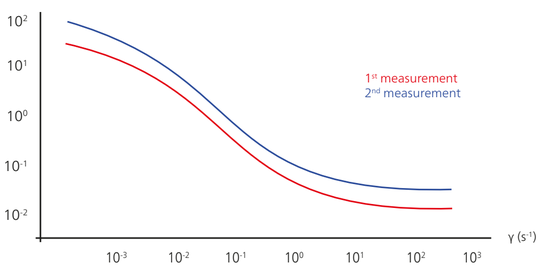


Possible thixotropic behavior

Check if sample came out of the measurement gap = sample fracture. No?

There could be permanent structure destruction

Sample structure is stable

Sample could be drying
Use a solvent trap

Test if the sample is thixotropic

Three Step Shear Rate Toolkit V002

Final Flow Curve
Toolkit V001 Results

Zero shear viscosity plateau?
No yield stress

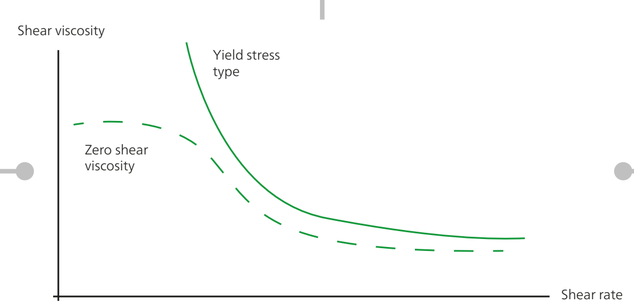


Infinite viscosity at low shear?
Yield stress type

Yield Stress
Toolkit V003

NETZSCH
Proven Excellence.

NETZSCH-Gerätebau GmbH · Wittelsbacherstraße 42 · 95100 Selb · Germany · Tel.: +49 9287 881-0 · Fax: +49 9287 881 505 · at@netzsch.com · www.analyzing-testing.netzsch.com · 0223 · Technical specifications are subject to change.