

**NETZSCH**

Proven Excellence.

ECO-  
LINE



Simultaneous Thermal Analyzer –  
STA 449 **F5** Jupiter®

Analyzing & Testing



## Simultaneous Thermal Analysis – Two Methods Going Well Together

Simultaneous Thermal Analysis (STA) generally refers to the simultaneous application of Thermogravimetry (TG, TGA) and Differential Thermal Analysis (DTA) or Differential Scanning Calorimetry (DSC) to the same sample in one instrument. In the STA, the test conditions are perfectly identical for the TGA and DTA/DSC signals (same atmosphere, gas flow rate, heating rate, thermal contact to the sample crucible and sensor, etc.). Sample throughput is also improved as more information is gathered from each test run.

### DSC Possibilities

- Melting/crystallization behavior
- Solid-solid transitions
- Polymorphism
- Degree of crystallinity
- Glass transitions
- Post-Crystallization
- Oxidative stability
- Purity Determination
- Kinetics Neo

### TGA Possibilities

- Mass changes
- Temperature stability
- Oxidation/reduction behavior
- Decomposition
- Corrosion studies
- Compositional analysis
- Kinetics Neo

Standard*	Description
ISO 11358	Plastics – Thermogravimetry (TG) of Polymers
ASTM E793	Standard Test Method for Enthalpies of Fusion and Crystallization by Differential Scanning Calorimetry
DIN 51004	Thermal Analysis; Determination of Melting Temperatures of Crystalline Materials by Differential Thermal Analysis
DIN 51006	Thermal analysis (TA); Thermogravimetry (TG); Principles
DIN 51007	Thermal Analysis; Differential Thermal Analysis; Principles

\* Depending on instrument setup

# The NETZSCH STA Eco-Line

70% LESS ENERGY AND COST.  
NO EXTERNAL TEMPERATURE CONTROL NEEDED.



To obtain exact Thermogravimetric results with low drift behavior, most manufacturers have to resort to thermostatic control using a water cycle. Having to run the thermostat continuously requires a lot of energy and produces waste heat, which subsequently needs to be regulated by air conditioning.

NETZSCH has succeeded in removing the external thermostat. The weighing chamber's temperature is now regulated electronically, while maintaining excellent temperature stability. By removing the thermostat, the energy consumption of an STA 449 **F5 Jupiter**® will decrease by 70% for an average user.\*

\* When using the instrument 3 times a day on 250 days a year

## Further advantages of the STA Eco-line are:

- 30% less waste heat
- Saves space
- Less maintenance
- Best performance



## Top-loading – The Proven Design for Thermobalances

The STA 449 **F5 Jupiter**® is a toploading system using a balance design that has been standard for years in laboratories. The reasons are simple: These systems combine ideal performance with easy handling.

Setting Benchmarks by  
Experience & Innovation

## Easy Operation

The STA 449 **F5 Jupiter**® is designed to guarantee easiest operation. Sample change can be performed safely via the motorized furnace hoist and top-loading principle of the balance system. The integrated software feature TGA-BeFlat provides flat baselines and eliminates additional work for buoyancy correction. Not only the experienced users will appreciate this!



## Unique Combination – True TGA-DSC and High-Volume TGA

Between ambient and 1600°C sample temperature, combined TGA and true DSC measurements can be performed with high precision and reproducibility. TGA measurements are also possible even on large samples – crucibles up to 5 cm<sup>3</sup> in volume are available.

## Atmosphere – Perfectly Controlled by MFC and *AutoVac*\*

The three built-in mass flow controllers (MFC) for purge and protective gases provide an optimum control of the atmosphere around the sample. The *AutoVac*\* feature allows for automatic evacuation and backfilling of the STA system. This function is designed to simplify the evacuation procedure especially when dealing with powders and other “critical-to-evacuate” samples. For totally software-controlled *AutoVac*\*, a vane-type rotary pump system is included.

\* A version without *AutoVac* is available on request.

STA 449 **F5** *Jupiter*<sup>®</sup>

# Trend-Setting Technology

## Best Cost-Performance-Ratio

The system’s built-in balance with high weighing and load range (both up to 35 g), high resolution of 0.1 µg and low drift behavior in the µg-range all combine with its sensitive DSC capabilities to allow it to handle any typical application task over a broad temperature range.

## Fully Equipped

This vacuum-tight STA system comes with all hardware and software features which high-temperature applications demand in the fields of ceramics, metals, inorganics, building materials, etc. No need to configure the instrument for your application. It comes exactly as you need it!



# Accessories and Options Tailored to

## Two True Measurement Techniques, Easy-to-Add Accessories and Ready for Gas Analysis

### Two Methods – More Effective Together

The system is equipped with the TGA-DSC sensor. True DSC or simultaneous TGA-DSC measurements can also be performed simultaneously using the automatic sample changer (ASC).

In addition, a TGA sample carrier and a TGA-DTA sensor are available. These can be quite handy when critical or unknown samples need to be tested.

### Variety of Crucibles



Crucibles made from different materials and in various dimensions are available. Standard crucibles are made of alumina or platinum. Many crucibles, e.g., gold, zirconia, etc., can be offered with solid or pierced lids. You can choose the right type for your application.



Selection of DSC crucibles



Large beaker crucibles for high-volume TGA tests

# Your Application



## Automatic Sample Changer Provides Peace of Mind

An automatic sample changer (ASC) for up to 20 samples is optionally available. It can be used for TGA or TGA-DSC measurements. The ASC guarantees optimal crucible placement and maximum throughput. Preprogramming allows measurements to be carried out during the night or weekend. By use of predefined methods, handling is even further facilitated.

Efficient and reliable – you don't want to miss out on it.

## All Set! – Ready for Coupling to Evolved Gas Analysis



For evolved gas analysis (EGA), the STA system can be coupled to QMS and FT-IR individually or to a combination of QMS and FT-IR – even if equipped with an automatic sample changer – and GC-MS or a combination of FT-IR and GC-MS.



STA 449 *F5 Jupiter*® with automatic sample changer coupled to QMS 403 *Aëolos Quadro*

*Proteus*® software is produced by an ISO-certified company and includes everything you need to evaluate the resulting data, and even perform complicated analyses.

# STA 449 *F5 Jupiter*® with *Proteus*® 8.0

## OUR POWERFUL ANALYTICAL SOFTWARE

### *BeFlat* – An Intelligent Way to Save Time

The TGA-*BeFlat* software feature keeps a record of the temperature as a function of the measuring influences – including the heating rate, the different purge gases and the gas flow rates – and can therefore provide the appropriate correction for the selected measurement conditions without having to carry out a blank value determination in the form of a correction measurement\*.

### *AutoEvaluation* – The World's Only Truly Self-Acting Evaluation

The unique *AutoEvaluation* function detects and evaluates thermal effects – i.e., peaks, glass transitions or mass changes – without user intervention. Intelligent algorithms are capable of handling DSC and TGA curves fully automatically. This generates completely objective test results.

Not only is this tool helpful for beginners, but experienced users can also use the results as a “second opinion”. The operator has full control at all times. Values can be recalculated or further manual evaluations added.

### *Identify*\*\* – One Click Results

*Identify* marks a real turning point in the field of thermal analysis. This software package allows for the identification and classification of materials via database comparison with just one click.

In the case of DSC and TGA, the curve comparison is effect-based, which ensures fast and efficient processing. The result is a similarity hit list.

Besides one-on-one comparisons with individual curves or literature data, it is also possible to check whether a particular curve belongs to a certain class.

The database (more than 2000 entries, 1200 of which are already included in *Identify*) is open for adding users' own libraries and classes; it can be easily expanded with experiments and knowledge of their own.



\* depending on the instrument combination  
\*\* optional



# SIMULATIVE OPTIMIZATION OF DEBINDING

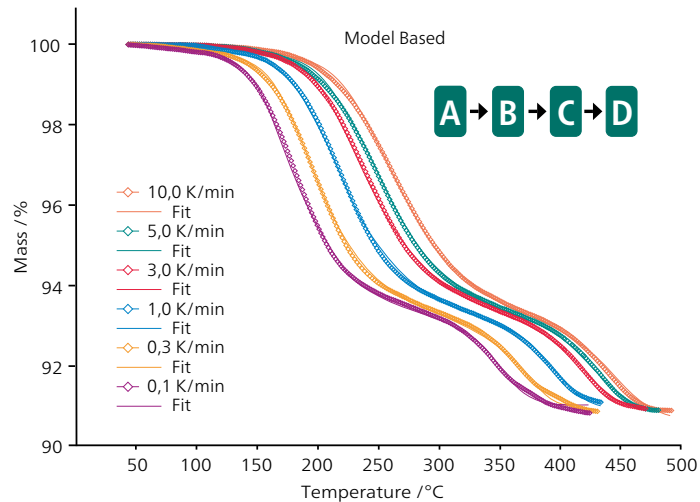


Fig. 1: Experimental TGA data (symbols) are in good agreement with the results of the simulation (solid lines) according to a 3-step kinetic model for heating rates at 0.1, 0.3, 1, 5 and 10 K/min.

## Optimization of the Burn-Out Process for a Polymer Binder

In sinter metallurgy, a polymeric binder is added to a metal powder to improve adhesion. During the sintering process, the binder is carefully removed to prevent micro cracks caused by the release of gases. Slow heating results in time loss during production, while fast heating results in quality loss due to intensive gas development during polymer decomposition.

With these conditions in mind, the objective here is to find the optimum temperature program for a tunnel kiln. The production process is simulated by six TGA measurements (Fig. 1) conducted at different heating rates and a kinetic model based on them. In this example, a mass loss rate of 0.05%/min yields optimal material quality. Under laboratory conditions, the temperature program in Fig. 2 achieves this. Fig. 3 shows the optimum temperature curve for the different zones in the tunnel kiln.

We also offer "Kinetics as a Service". For more information, please refer to [www.kinetics.netzsch.com](http://www.kinetics.netzsch.com)

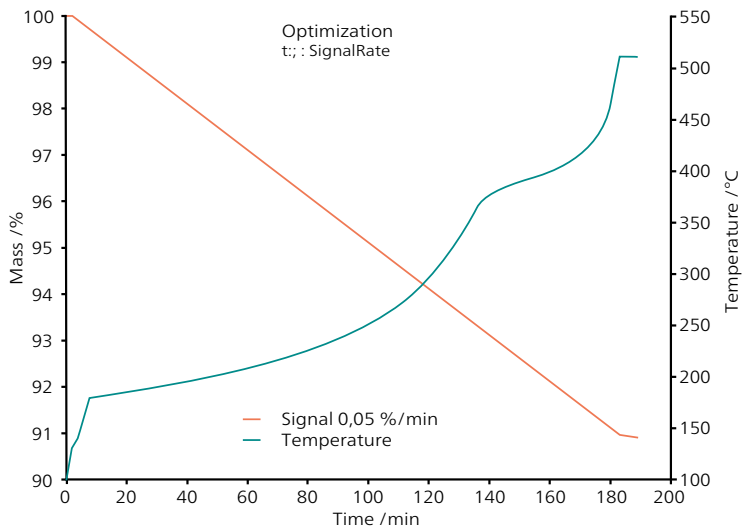


Fig. 2: Optimized temperature program for the burn-out of the polymer binder under laboratory conditions

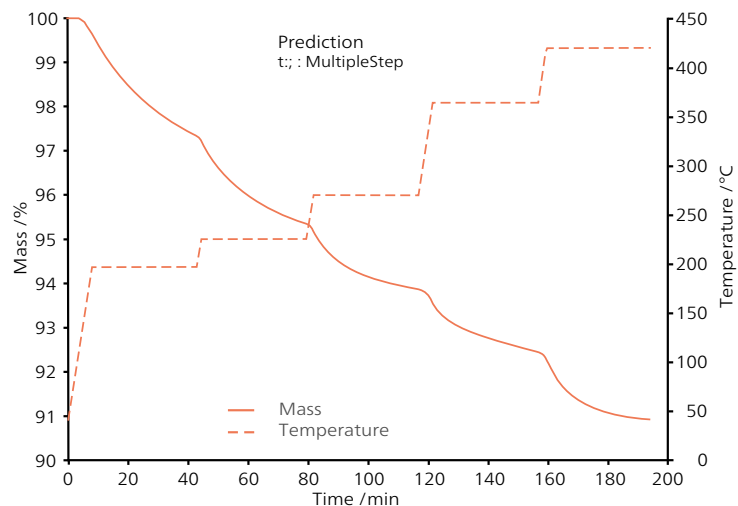
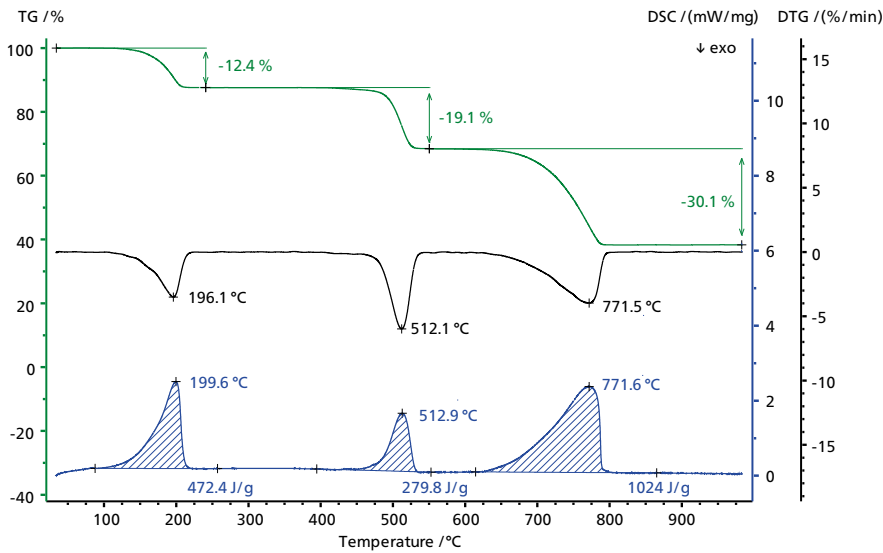


Fig. 3: Optimized zone temperatures for the burn-out of the polymer binder in the tunnel kiln during the production process

## Accuracy of the TGA Signal

In thermal analysis, calcium oxalate monohydrate ( $\text{CaC}_2\text{O}_4 \cdot \text{H}_2\text{O}$ ) is used to determine the accuracy of the TGA signal. The substance has a high stability and adsorbs little moisture from the laboratory environment. This makes it an ideal reference material for thermobalances. This plot shows the TGA and DSC curves of  $\text{CaC}_2\text{O}_4 \cdot \text{H}_2\text{O}$  between room temperature and  $1000^\circ\text{C}$ . The 1<sup>st</sup> mass-loss step shows the release of water transforming the sample to calcium oxalate ( $\text{CaC}_2\text{O}_4$ ). The 2<sup>nd</sup> mass-loss step is due to the release of CO which represents the transition from calcium oxalate to calcium carbonate ( $\text{CaCO}_3$ ). Above  $700^\circ\text{C}$ , the carbonate decomposes by releasing  $\text{CO}_2$ ; the residual mass consists of CaO. The detected mass losses correspond very well with literature data (<1%). This proves the high accuracy of this thermobalance.



STA measurement of calcium oxalate monohydrate (sample mass 12.79 mg) in Pt crucibles and at a heating rate of 10 K/min in nitrogen atmosphere (70 ml/min).

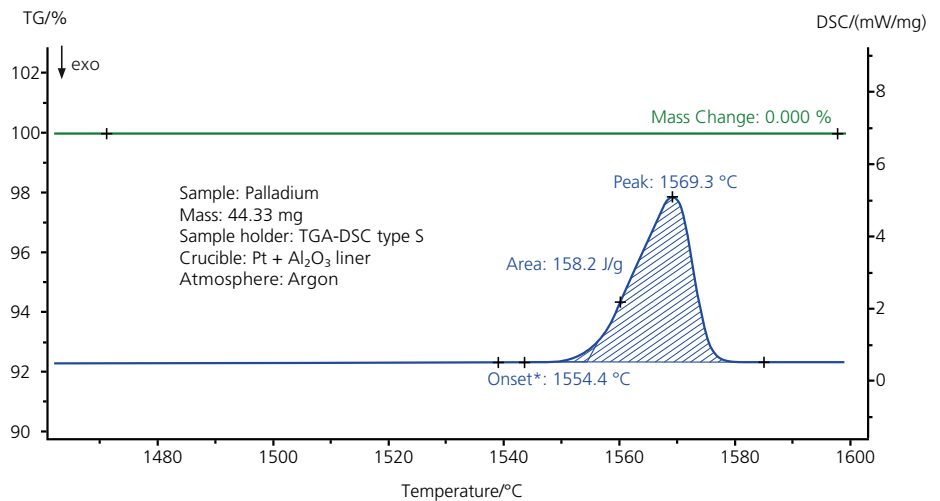
# ACCURACY



# APPLICATIONS

## Melting Point of Palladium

The largest use of palladium (Pd) today is in catalytic converters. However, it is also used in, e.g., dentistry, aircraft spark plugs and surgical instruments and electrical contacts. Palladium shows no reaction with oxygen at normal temperature although when heated to 800°C in air will produce a layer of palladium(II) oxide (PdO). This plot exhibits the STA measurement on Pd up to a sample temperature of 1600°C. The DSC curve (blue) shows the melting with an enthalpy of 158 J/g (blue curve, DSC) at 1554°C (onset temperature). Both values correspond very well with literature data (< 1%) for pure Pd. Before and after melting, no mass loss occurred (green curve); this confirms the high purity of the metal as well as the vacuum-tightness of the system.



STA measurement on a Pd sample at a heating rate of 20 K/min

Group 6	Group 7	Group 8	Group 9	Group 10	Group 11
Cr	Mn	Fe	Co	Ni	Cu
Mo	Tc	Ru	Rh	Pd	Ag
W	Re	Os	Ir	Pt	Au

**46** palladium

0.244 J/(g·K)

71.8 W/(m·K)

11.9 ·10<sup>-6</sup>/K

12.023 g/cm<sup>3</sup>


1554.8 °C oxygen free

157.3 J/g

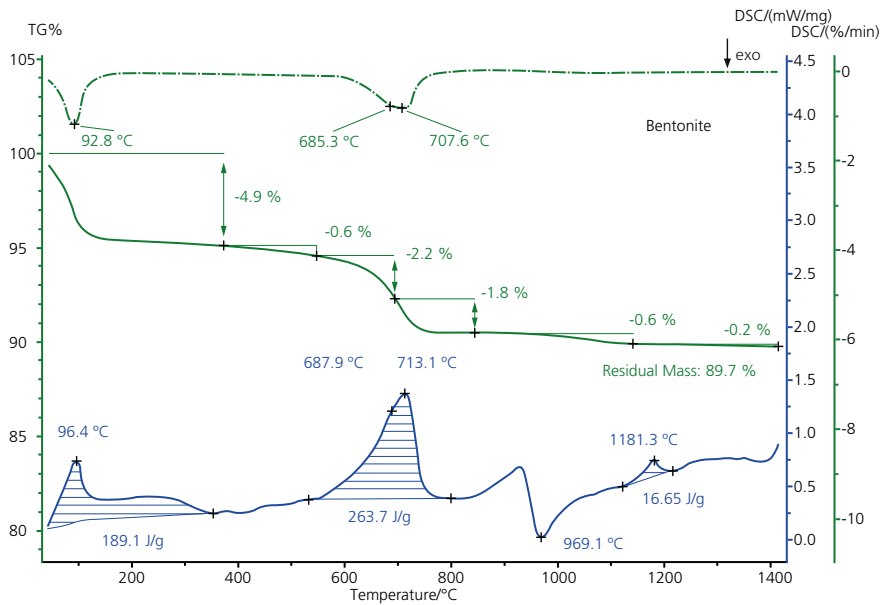
3125 °C

8.34 eV

106.42



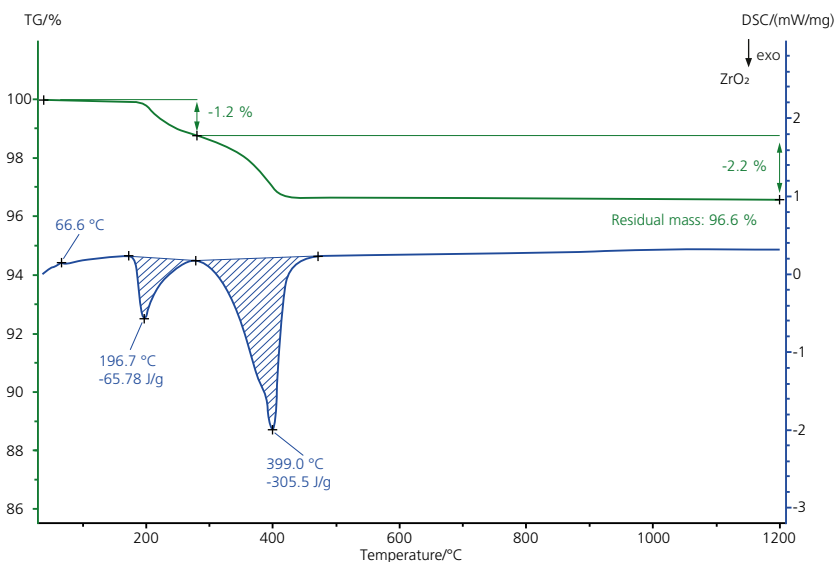
## Ceramic Mass



Complex thermal behavior of bentonite in Pt crucibles at a heating rate of 10 K/min in nitrogen atmosphere (70 ml/min)

Bentonite is clay consisting mainly of montmorillonite and stands out due to its absorbent capabilities. This plot exhibits the TGA (green), DTGA (green dotted) and DSC (blue) curves. The 1<sup>st</sup> mass-loss step (DSC peak temperature 96°C) is due to a release of water followed by a small mass-loss step of 0.6%. This is most likely due to the release of SO<sub>2</sub> indicating a pyrite contamination. Above 600°C, water is released from the bentonite structure (DTGA at 685°C and 708°C). The exothermic DSC peak at 969°C represents the phase transition of this mineral. The endothermic peak at 1181°C is most likely due to a partial melting or a further SO<sub>2</sub> release.

## Binder-Burnout of Zirconia



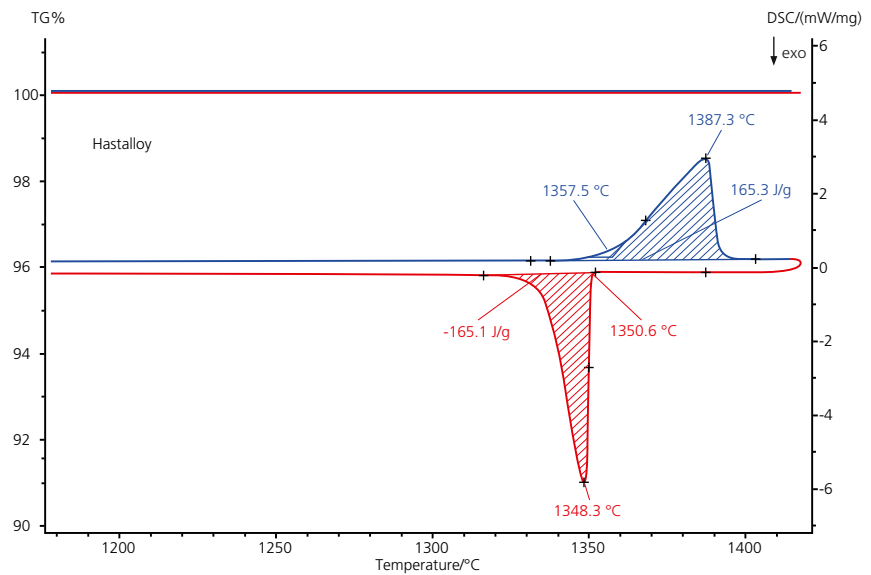
STA measurement on stabilized ZrO<sub>2</sub> (26.2 mg) in platinum crucibles

Upon heating, zirconia undergoes disruptive phase changes. By adding small percentages of yttria, these phase changes are eliminated, and the resulting material has superior thermal, mechanical, and electrical properties. This measurement between room temperature and 1200°C exhibits two small losses up to 450°C (3.4% in total; green curve) which correspond very well with the two exothermic peaks at 197°C and 399°C in the blue DSC curve. These effects (mass loss up to 500°C, exothermic peaks with high enthalpies) are due to the binder-burnout of this ceramic material. The small endothermic DSC peak at around 67°C is caused by the melting of the binder.



## Corrosion-Resistant Metal Alloy

Hastelloy® is a nickel-chromium-molybdenum-tungsten alloy with outstanding high-temperature stability as evidenced by high ductility and corrosion resistance. It has excellent resistance to stress-corrosion cracking and to oxidizing atmospheres up to 1038°C. It is used in combustion gas desulfurization plants, chemical industry and incineration plants, etc. The blue DSC curve depicts the melting of a hastelloy sample (alloy 22) at 1358°C (extrapolated onset) with an enthalpy of 165 J/g. During cooling, crystallization occurred at 1351°C (extrapolated endset) with nearly the same enthalpy change (red DSC curve). No mass loss or increase due to oxidation was observed.



Heating and cooling of Hastelloy® (39.02 mg) at the heating and cooling rate of 20 K/min in 70 ml/min Ar atmosphere; platinum crucibles with alumina liners were used.

## STA 449 *F5* Jupiter®

Design	Top-loading
Temperature range	RT... 1600°C (sample temperature)
Furnace	SiC furnace on motorized hoist for safe, simplified operation
Heating rate	0.001 to 50 K/min
Sensors	<ul style="list-style-type: none"> <li>▪ TGA-DSC (standard in system version I)</li> <li>▪ TGA-DSC<sub>ASC</sub> (standard for system version II with automatic sample changer)</li> <li>▪ TGA (optional for up to large sample sizes)</li> <li>▪ TGA-DTA (optional)</li> </ul> All sensors are easily interchangeable within seconds
Vacuum-tight	10 <sup>-2</sup> mbar
<i>AutoVac</i>	Integrated for software-controlled automatic evacuation
Evacuation system	Yes
Atmospheres	Inert, oxidizing, static, dynamic, vacuum
Automatic sample changer (ASC)	20 crucible positions (standard for system version II)
Gas flow control	3 mass flow controllers integrated for 1 protective and 2 purge gases
Temperature resolution	0.001 K
Balance resolution	0.1 µg (over the entire weighing range)
DSC resolution	1 µW for DSC sensor type S
<i>BeFlat</i>	Integrated for flat baselines → considers buoyancy correction due to influences by crucible, atmosphere, heating rate, etc.
Balance drift	< 5 µg/hour
Maximum sample load	35000 mg (incl. crucible), corresponds to TGA measuring range
Sample volume	Up to 10 ml (for TGA crucibles)
DSC enthalpy accuracy	1% (for indium)
Evolved gas analysis	QMS, GC-MS and/or FT-IR couplings (options)
Dimensions	600 x 700 x 650 (900) mm
Weight	83 kg (excl. computer)

# *Technical Specifications*

# Software Features

## STA 449 *F5* Jupiter®

Operating systems Windows operating systems

General software features

- Multi-tasking: simultaneous measurement and evaluation
- Multi-moduling: operation of different instruments from one computer
- Combined analysis: comparison and/or evaluation of STA, DSC, TGA, DIL, TMA and DMA measurements in one plot
- Selectable scaling
- Graphic and data export
- Calculation of 1<sup>st</sup> and 2<sup>nd</sup> derivative including peak temperatures
- Storage and restoration of analyses
- Context-sensitive help system
- Software produced by iso-certified company

DSC-specific features

- Determination of onset, peak, inflection and end temperatures, incl. automatic peak search
- Analysis of exothermal and endothermal peak areas (enthalpies) with selectable baseline and partial peak area analysis
- Comprehensive glass transition analysis
- Degree of crystallinity
- OIT (Oxidative-Induction Time)

TGA-specific features

- Mass changes in % or mg
- Automatic evaluation of mass change steps including determination of residual mass
- Extrapolated onset and endset
- Automatic baseline correction TGA-*BeFlat* for automatic correction of measuring influences
- c-DTA for calculation of the DTA signal with evaluation of characteristic temperatures and peak area, optional for TGA measurements


Optional software

Features

- *Super-Res* for rate-controlled mass change
- c-DTA
- DSC-*BeFlat*
- Specific heat capacity
- *Tau-R*®

Packages

- Purity
- *Peak Separation*
- Kinetics Neo
- *AutoEvaluation*
- *Identify*



The NETZSCH Group is an owner-managed, international technology company with headquarters in Germany. The Business Units Analyzing & Testing, Grinding & Dispersing and Pumps & Systems represent customized solutions at the highest level. More than 4,000 employees in 36 countries and a worldwide sales and service network ensure customer proximity and competent service.

Our performance standards are high. We promise our customers Proven Excellence – exceptional performance in everything we do, proven time and again since 1873.

When it comes to Thermal Analysis, Calorimetry (adiabatic & reaction), the determination of Thermophysical Properties, Rheology and Fire Testing, NETZSCH has it covered. Our 60 years of applications experience, broad state-of-the-art product line and comprehensive service offerings ensure that our solutions will not only meet your every requirement but also exceed your every expectation.

## Proven Excellence.■

NETZSCH-Gerätebau GmbH  
Wittelsbacherstraße 42  
95100 Selb  
Germany  
Tel.: +49 9287 881-0  
Fax: +49 9287 881 505  
at@netzsch.com

**NETZSCH**®

[www.netzsch.com](http://www.netzsch.com)